



REFLECTION

Classroom Strategies

Term 2 Week 7 2019

SHOUT OUT

At the end of today, please give a shout out to a staff member who helped you learn something new.




THINK

What does this mean?

What do you think this would look like in your classrooms if implemented effectively?

Objective	What it would look like?





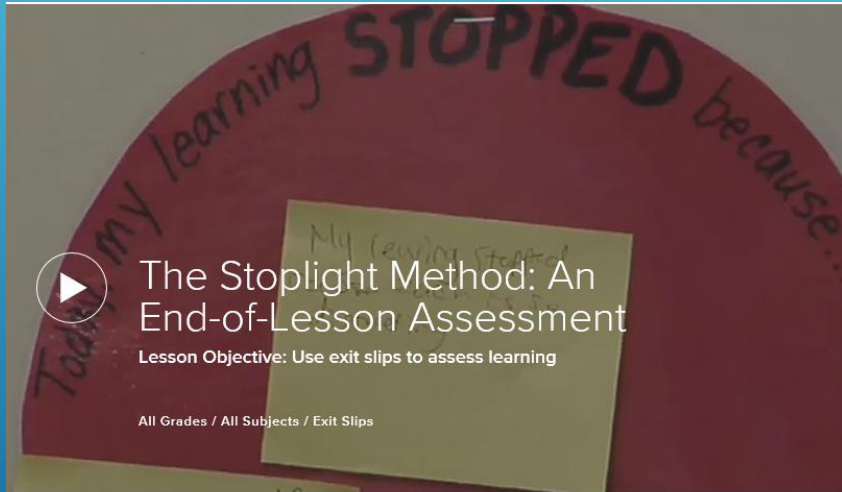
What would you like to try?

Why is reflection one whole objective in the English syllabus?

What puzzles you about what you've read and discussed?

STOPLIGHT

<https://www.teachingchannel.org/video/daily-lesson-assessment>



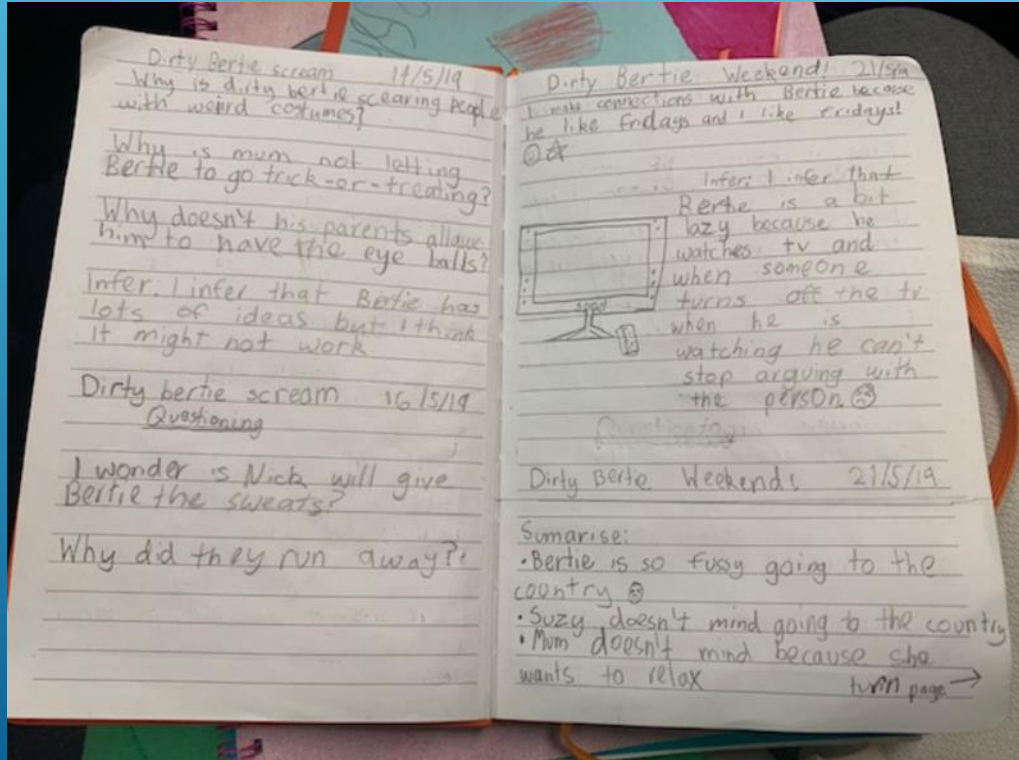
DISCUSSION

SUPPORTING MATERIALS

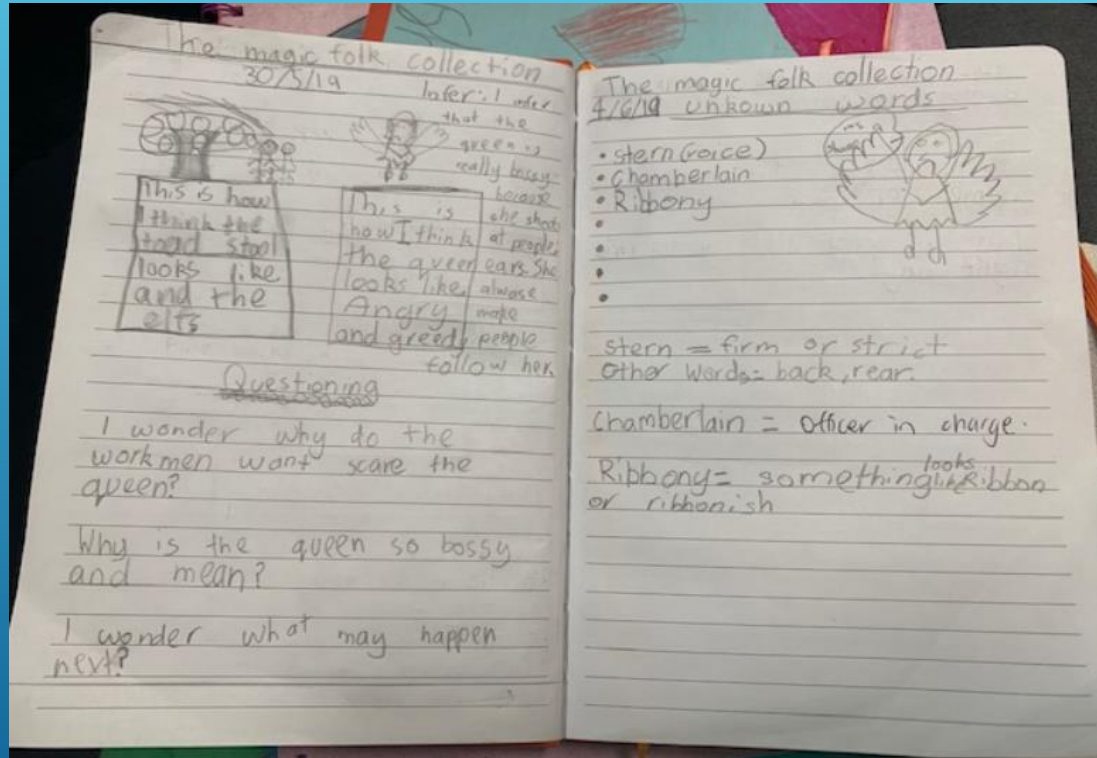
THOUGHT STARTERS

1. What kinds of obstacles might students write on the red light?
2. How could the data gathered from the exit slips be used to inform future lessons?
3. How could you adapt the three categories of feedback for your classroom?

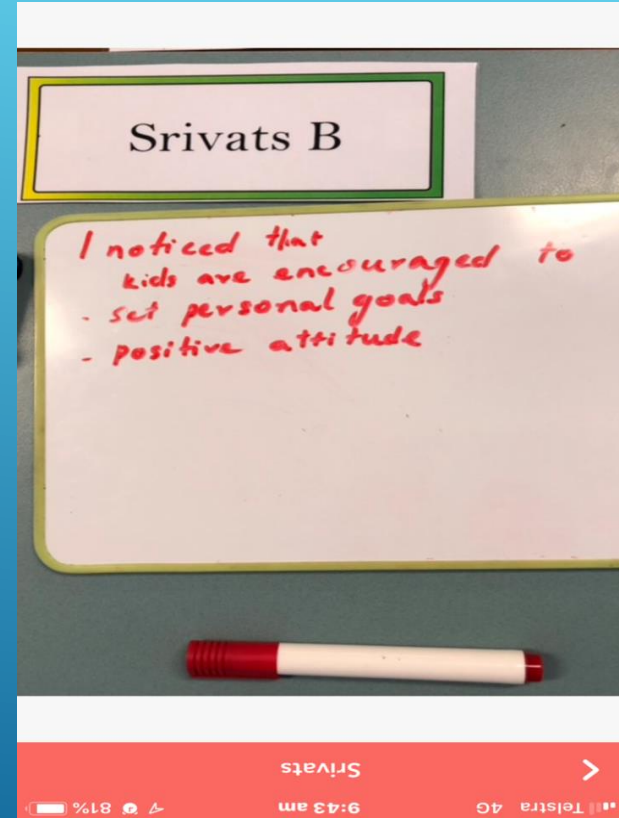
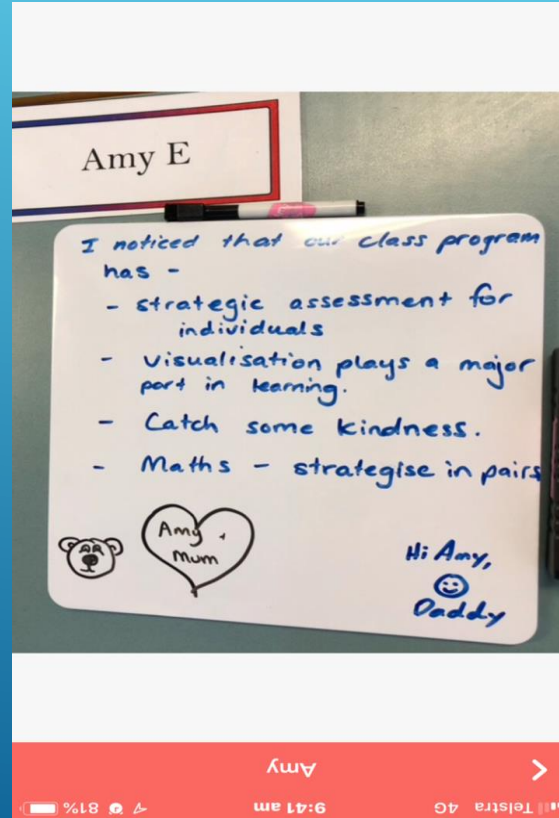
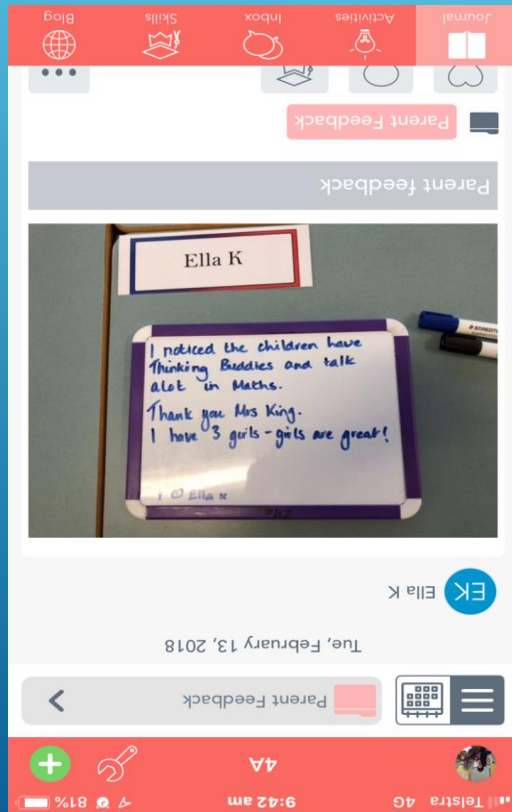
STAGE 2



STAGE 2



STAGE 2 – PARENTS REFLECTING



EARLY STAGE 1

I am Learning to...

Name: Molly
Subject: Term 2
Date:

I am learning to Use capital letters	
I am learning to Use a full stop	
I am learning to Put a space between each word	
I am learning to Write a long sentence using 'and' or 'because'	
I am learning to Write three sentences or more	
I am learning to Tell 'when'	
I am learning to Tell 'who'	
I am learning to Tell 'what'	
I am learning to Tell 'where'	
I am learning to Tell 'why'	

Monday Tuesday Wednesday Thursday Friday

E.G.

I went to the picnic with my friends come with me and it was fun because we play. We play had and seed because we play lots of fun gems so I play fun gems. It was very fun

Monday

Once I went to the city. I played bowling.

I will re-read my finished work to check that it makes sense.

STAGE 1



STAGE 3

<https://drive.google.com/open?id=1TdhnT-m0xlWzjXYY8Gh-8FJsN6CHnZm->

